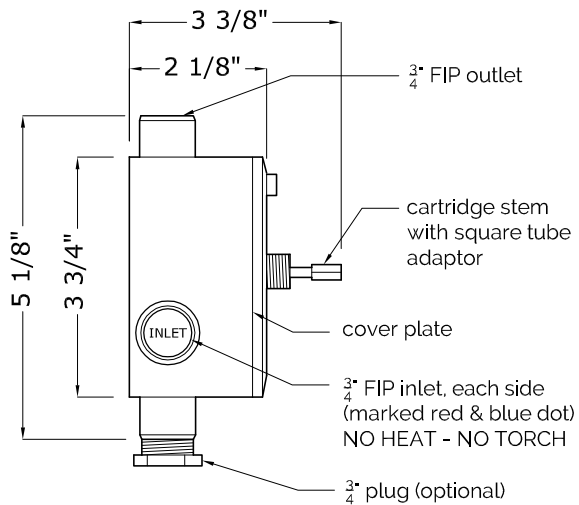
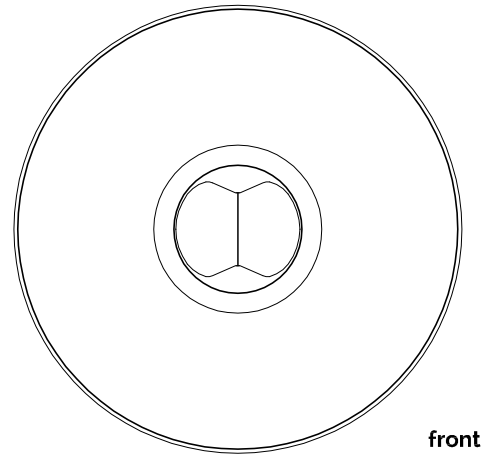
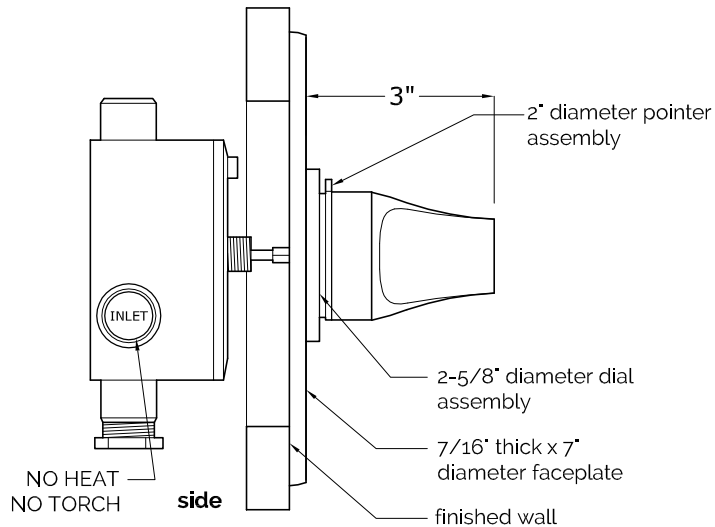


3/4" THERMOSTATIC SET W/ MINT HANDLE

ITEM 00.04.06



3/4" THERMOSTATIC VALVE

- 14.28 GPM @ 56 PSI (11.10 GPM bottom exit)

COMPONENTS

- 3/4" valve included, 1/2" valve also available
- separate shut off valve required to operate system

NOTE

- see installation instructions for proper depth of valve to the finished wall

CODES

- certified to meet or exceed:
ASME A112.18.1 and CSA B12

ALEX MILLER STUDIO